

NEXT ENGINEERS

July 2025

Next Engineers Dashboard Guide



NEXT ENGINEERS




Table of Contents

This guide includes information on how to engage with the [Next Engineers Global dashboard](#) and tips to find information relevant to the GE Aerospace and GE Vernova employees, programs and cities. Click on each section title to go directly to the data you want to find. The Global Dashboard reflects the event and activity data reported by community partners, city teams and volunteers. For more information on how the volunteer data is collected and tabulated, review the [Volunteer Engagement: Data Collection Policy and Process](#).

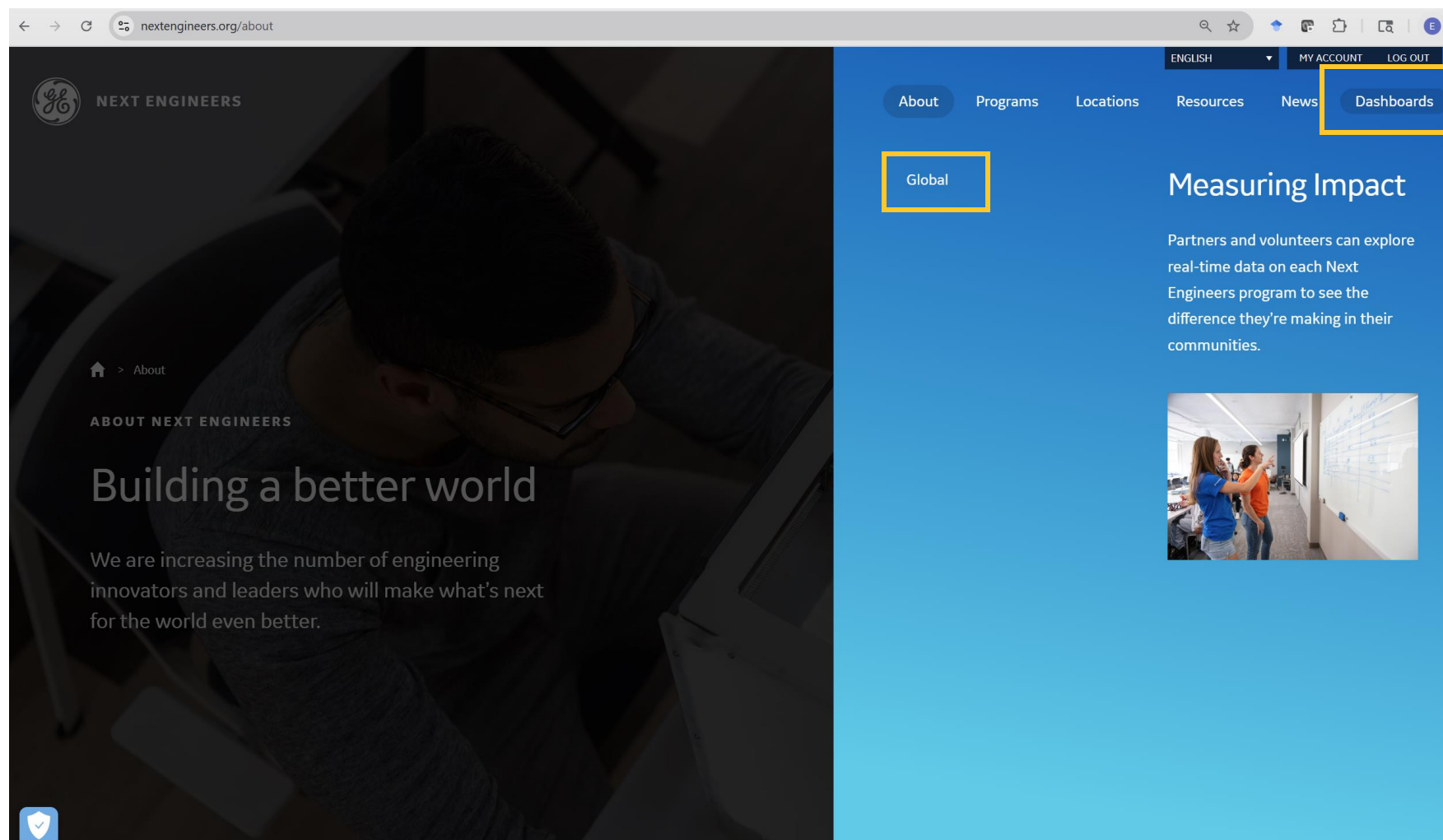
How do I find....

- [**Access to the Global Dashboard**](#)
 - Learn how to access the Global Dashboard
- [**The Dashboard Home Page**](#)
 - See an overview of data for all cities
 - Filter to see data for your city and specific date range
- [**Total Volunteer Hours**](#)
 - Track total hours for your city
- [**Volunteer Feedback**](#)
 - View volunteer reflections for your city
- [**Youth Participation**](#)
 - Track youth participation per program
- [**Academy Graduates**](#)
 - Learn about Academy graduates and scholarships disbursed



Access the Global Dashboard from the Next Engineers Webpage

[NextEngineers.org](https://nextengineers.org)



Dashboard Home Page

Dashboard refresh date
(Note: Missing data may not be reported until the next refresh date.)

City and date range filters
(Note: Date and Reporting Quarter cannot be used simultaneously.)

Global Dashboard

Next Engineers:
GE Aerospace Foundation

Latest Dashboard Refresh Time
(daily refreshes occur at 5:00 UTC time zone)
17-Jun-25 05:02

Select filters below:

City
All

Date
9/1/2021 6/11/2025

Reporting Quarter
All

GE Volunteer Engagement

Volunteer Engagements 2,629

Volunteer Engagement Hours 13,014

Global Discovery Hours 1,881

Total Volunteer Hours 22,628

Parent Engagement

Parent Participation 4,524

Parents Engaged 4,222

Parents Reached 160,259

Engineering Academy

Academy Applications 1,683

Academy Sessions 851

Academy Participants 588

Academy Graduates 205

Engineering Camp

Camp Applications 5,594

Camp Sessions 27

Camp Participants 1,956

Engineering Discovery

Discovery Events 301

Schools Reached 96

Discovery Participants 23,263

All Participants 25,807

Home Page

Volunteer Engagement

Program Indicators

Academy Scholarship

GE NEXT ENGINEERS

Tabs for detailed data related to volunteer engagement, program indicators, and Academy graduates . Click this tab first to access data related to each topic.

Use computer zoom feature to resize the dashboard if needed to fit your computer screen.

Volunteer engagement data overview

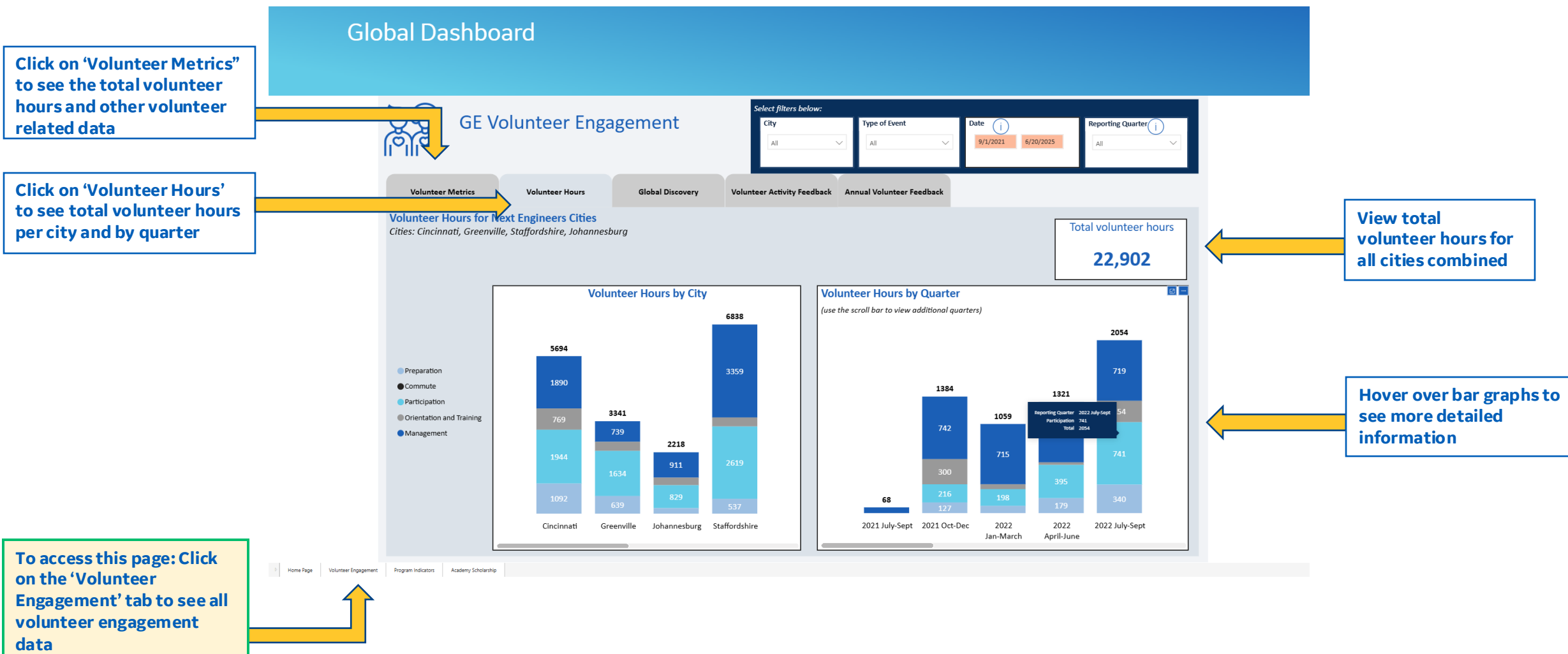
Parent engagement data overview

Program data overview

Total Next Engineers program participants

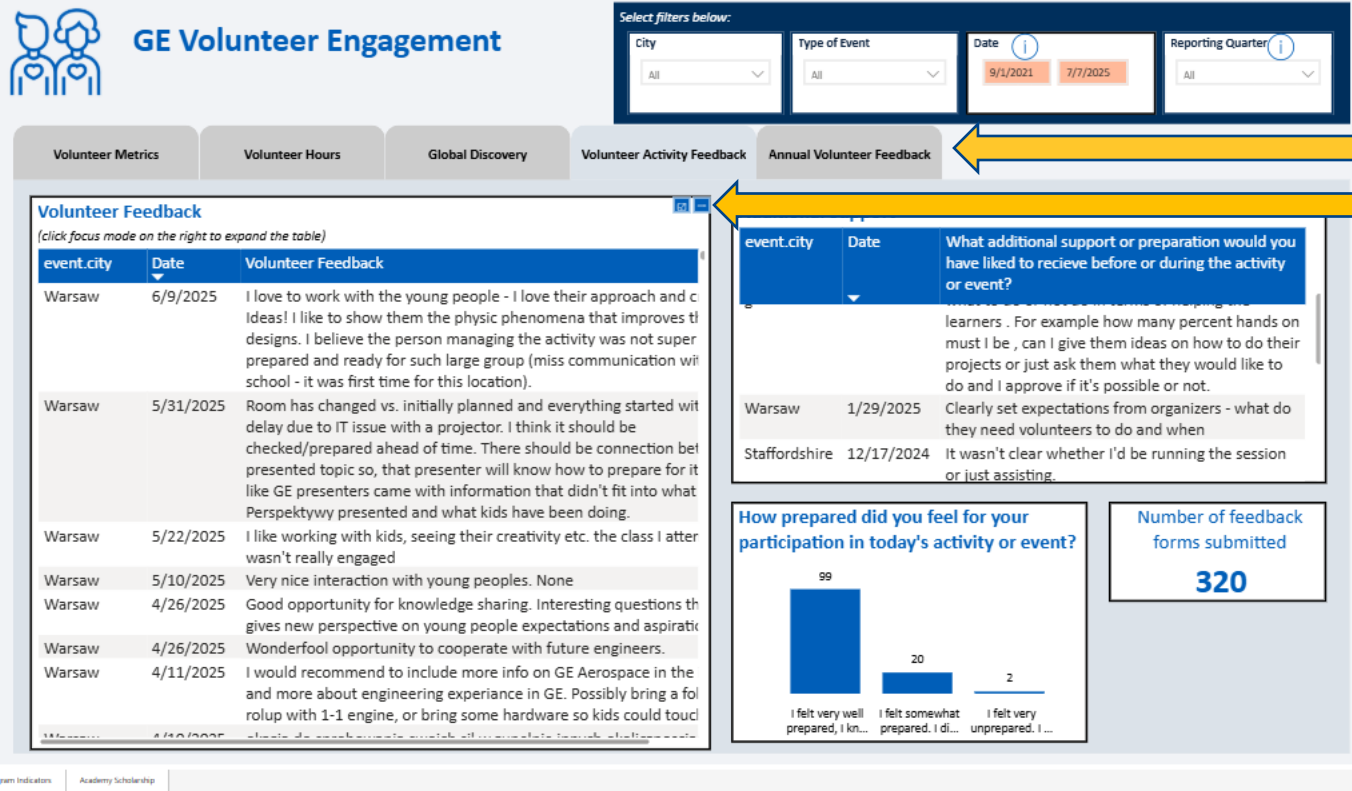
4

Total Volunteer Hours



Volunteer Feedback

Global Dashboard



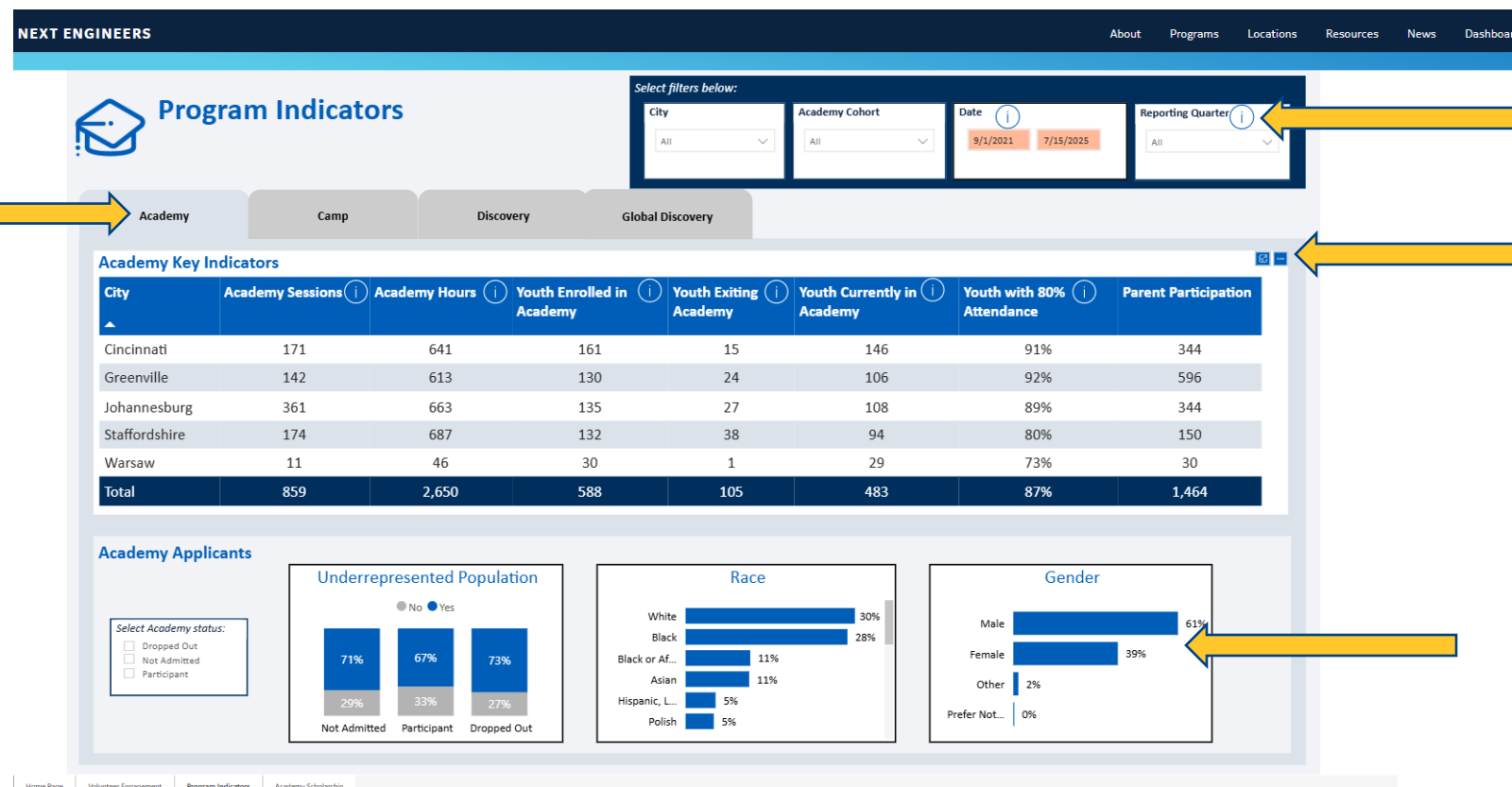
Click on 'Volunteer Activity Feedback' and 'Annual Volunteer Feedback' to see volunteer reflections about their experience volunteering with Next Engineers

Hover over charts and click Focus mode to enlarge the chart

Note: when in focus mode, click 'back to report' on the top left to return to the dashboard page.

To access this page: Click on the 'Volunteer Engagement' tab to see all volunteer engagement data

Youth Participation



Click on each program to see youth participation for that program

Hover over info bubbles to view more information about the data

Click on the three dots to export the data or sort the data in ascending or descending order

Click on the bar for a specific gender to see all the data related to that gender

To access this page, click on the 'Program Indicators'

Note: the 'Global Discovery' tab shows data for GE Aerospace locations implementing Engineering Discovery activities

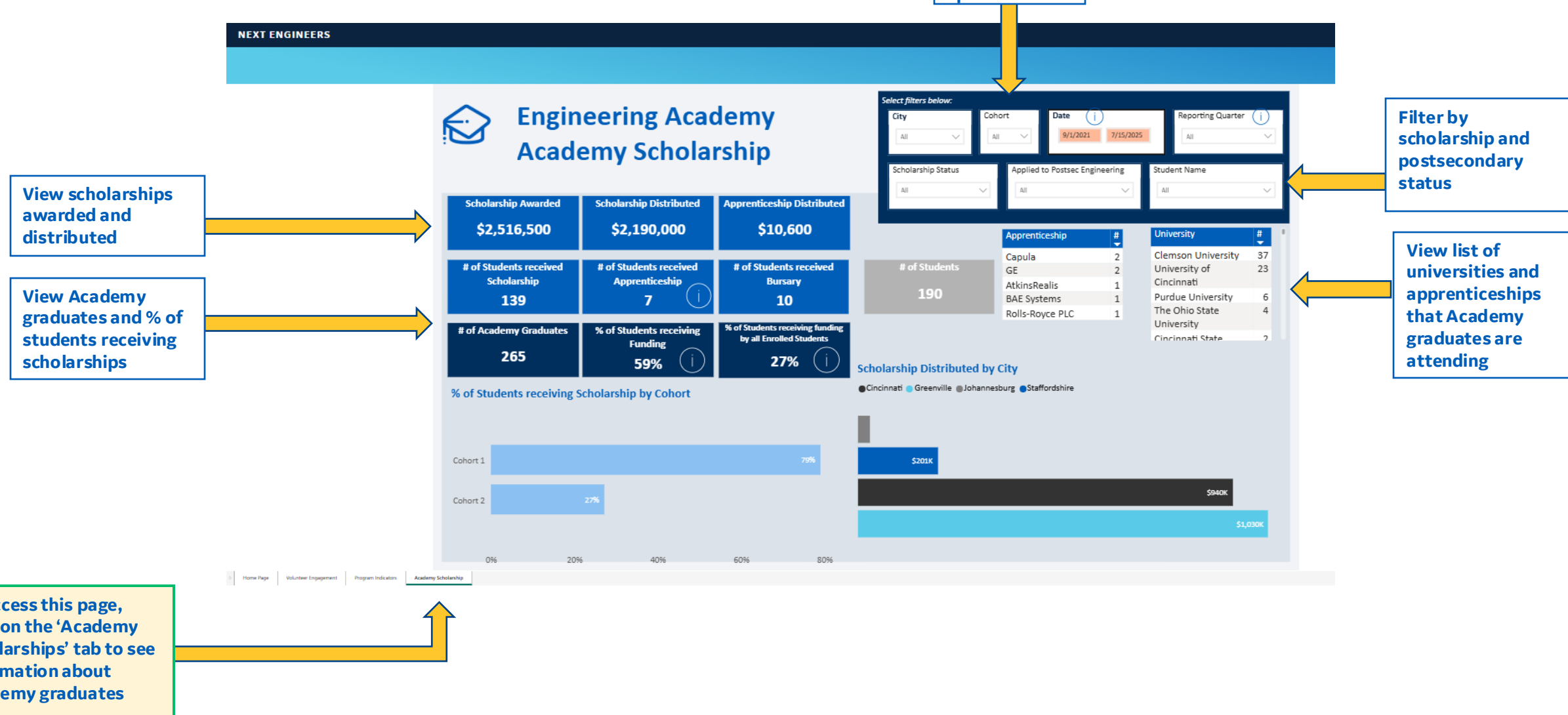
Note: To see the number of total youth reached across all cities, go to the Homepage



NEXT ENGINEERS

Academy Graduates

[Table of Contents](#)



NEXT ENGINEERS

Troubleshooting Tips

- ❑ Check the refresh date to see if missing survey data has not yet been submitted to the dashboard
- ❑ The dashboard refreshes once a day. It may take up to 1 day for data to show on the dashboard
- ❑ Check the dates selected to ensure only one date filter is being used (Date vs. Reporting Quarter)
- ❑ Click on the webpage refresh button to reset all filters

For questions related to the dashboard, contact the Next Engineers Dashboard Team at NextEngineers@fhi360.org